

2021



SPRING Home Improvement GUIDE



Cutting Co-Op

New - Mulch Service Available

Why Pay More For Less?

10% Offers Valid for 2021 Mowing Season

FIX IT ALL

610-562-6868 802 S. Fourth St., Hamburg
 Used Equipment & Trade-Ins, Pickup & Delivery
 email: fixitall222@gmail.com

10% OFF

Call now to schedule and receive 10% OFF your current mowing bill!
(copy of bill required)

10% OFF

Refer a friend or neighbor to receive an additional 10% OFF
Referral must be in the Greater Hamburg Areas. Details in store.

Your Local PENSKE Van & Truck Dealer Household or Commercial





LET US HELP!

SPRING CLEANUP

INSECT CONTROL

FERTILIZATION
Lawn - Trees
Shrubs

MOWING
MULCHING

Bound to the commitment of providing the highest standard of quality workmanship enhancing the aesthetic value of your environment. Our most precious asset is our customers and by their values and interest we are held to the highest level of excellence in service and quality. We measure this quality not by profit but by appreciation of your continued business. We dedicate your goals to our continued mission.

Home Scape Services LLC

610.562.8700 homescape.org

How To Choose The Right Lighting Inside Your Home

Lighting in a home serves both practical and aesthetic purposes. It's easy to maneuver around a well-lit home, reducing the risk of slips and falls, and the table in dining rooms with eight-foot ceilings, adding three inches for each additional foot above eight feet. Darkened dining areas may be ideal in



and the right lighting can help homeowners create their desired ambiance, which typically changes depending on which room you're in. When choosing lighting for their homes, homeowners must walk a fine line between appearance and functionality. A fixture in the foyer that instantly impresses visitors likely won't prove as awe-inspiring if it's installed in the living room. When choosing lighting for a home, some general rules about what works in each room can help homeowners make the most informed decision.

KITCHEN: Kitchens are often the busiest room in a home, so lighting here can be especially important. A kitchen often benefits, both practically and aesthetically, from different types of lighting. For example, pendant lighting above kitchen islands can make meal preparation easier and safer, but such lighting likely won't work in breakfast nooks and informal dining areas in the kitchen. Recessed lighting works best in such areas. In kitchens with no island, under-cabinet lighting can be used to illuminate countertops and simplify meal preparation.

FORMAL DINING ROOM: Many people enjoy the look of chandeliers in formal dining rooms, and such fixtures can be installed directly above the dinner table. The interior design experts at Better Homes & Gardens advise hanging chandeliers roughly 33 inches above

restaurants, but homeowners may want to split the difference at home and choose dimmable chandeliers for their dining rooms. This allows homeowners to dim the lights for romantic dinners but turn them up for family gatherings with lots of people around the table.

LIVING ROOM: Adaptability also is important in the living room, where homeowners may host anything from movie nights to book clubs to parties for the big game. It can be a tall order to accommodate such a wide range of activities, and many homeowners come down to deciding between recessed lighting and track lighting. If the living room currently has neither style, homeowners should recognize that it will cost considerably less to install track

lighting than recessed lighting. Better Homes & Gardens notes that flexible track lighting provides ambient, task or accent lighting, and track lights can even be moved to change lighting schemes at any time, making them a budget-friendly option for homeowners whose living rooms are multi-purpose spaces. Recessed lighting also works well in living rooms, especially ones with low ceilings. That's because recessed lighting is installed into the ceiling, meaning it does not take up any visual space in the room. That can help living rooms feel bigger.

BEDROOM: The home improvement experts at BobVila.com note that bedroom lighting should provide enough light when getting dressed, but also be able to be toned down as residents prepare for their bedtime routines. Both portable and installed lighting can be used in bedrooms to serve these various functions. Recessed fixtures that dim can ensure there's ample light to get dressed in the morning, but they also can be dimmed at night as residents try to get ready to sleep. Portable nightstand lights can make it easier for couples sharing a bedroom, allowing one person to stay up and read while the other goes to sleep. Homeowners have many options and many needs when choosing lighting for their homes. A professional consultation with a lighting expert or interior decorator can help homeowners find lights that provide both practical and aesthetic appeal.

Prepare Cooling Systems For Warm Weather

One springtime task on homeowners' to-do lists is checking cooling systems to ensure they are ready for summer. Proper maintenance of cooling systems is essential to saving energy and keeping utility costs down. Fortunately, homeowners need not be certified HVAC technicians to maintain their cooling units.

- Clean filters. Whether a home is kept cool by a whole-house central air conditioning system or window units, clean filters are necessary to keep the units working efficiently. Routinely replacing or cleaning filters is one of the most important maintenance tasks to improve airflow and increase efficiency. The U.S. Office of Energy Efficiency & Renewable Energy says replacing a dirty, clogged filter with a clean one can lower an air conditioner's energy consumption by anywhere from 5 to 15 percent.
- Know the square footage. When replacing a cooling system, have an understanding of the size of your home (or room if installing an window unit). Determine the area of the home so you buy a unit that suits your needs. Air conditioners use BTUs (British Thermal Units) to define cooling power. The more BTUs, the larger the space that can be cooled. However, homeowners do not want to exceed the necessary cooling power. This leads to energy waste. EnergyStar.gov can help homeowners find the right cooling system for their needs.
- Inspect system coils. The evaporator and condenser coils on air conditioners can collect dirt, even when filters are maintained. Dirty coils are less efficient at absorbing heat, so periodically



STORAGE SHEDS MOVED

Serving PA & NJ for over 30 years!!!



Don't leave that shed behind! Move it with you! Do you have an unwanted shed, gazebo, or playhouse?

WEAVERS HAULING

Over 30 Years Experience!

Reasonable Rates
FREE ESTIMATES

Call: Glen
610-926-5671
FAX:
610-916-2954
Fleetwood, Pa.

DESIGN BUILT CONSTRUCTION

New Homes • House Additions

- Renovations
- Kitchens & Baths




Contact John Scully

MARTIN

CONSTRUCTION COMPANY

14558 Kutztown Road / Fleetwood, PA 19522
 Phone: 610.683.6120 Fax: 610.683.9132
 www.mccbuild.com
 HIC Registration # PA 8177

remove the dirt. Outdoor coils can be kept cleaner by cutting back foliage from the unit to allow better air flow.

- Inspect condensate drains. Energy.gov also suggests making sure condensate drains, which take moisture pulled from the air away, are functioning properly. If they're clogged, they may not be effective at reducing humidity in a home, and they may even leak.
- Clear debris. Remove fallen leaves or other plant material from condenser units and fan blades. Obstructed components can cause the system to retain heat, compromising its ability to work effectively. Some homeowners prefer to cover their condensers at the end of the cooling season to keep leaves and dirt out of the unit.
- Check window unit seals. When installing window units, make sure all seals around the air conditioner are in place to prevent cool-air loss.

• Hire a technician. Air conditioner technicians can be very helpful and will know how to prepare a system for hot weather. Technicians typically conduct multipoint inspections and measure such things as refrigerant levels and duct leakage. Airflow through the evaporator coil also may be checked. If a homeowner suspects the thermostat is not working properly, a technician can verify if that is true and even install a new one if necessary. As summer approaches, homeowners should prepare their air conditioning units for the busy months ahead.

Say You Saw It In



The Northern Berks Merchandiser

Tool and Equipment Rentals

WE HAUL EQUIPMENT!

Construction and Farm. Local and Out-Of-State.



STONEY CREEK RENTALS INC.

EQUIPMENT RENTALS • SALES • SERVICE

- Small and Large Equipment Rentals
- Excavating and Earth Moving Equipment
- Construction and Landscaping
- Contractor's Equipment and Tools
- Equipment Hauling
- Your Local Shop for Hydraulic Hoses



872 Park Road, Blandon, PA
610-926-4567 • stoneycreekrentals.com

SPRING SALE



Save hundreds of dollars on gas, wood and pellet stoves, fireplaces and inserts on top brands like Kozy Heat, Harman, Hearthstone and Enerzone
Sale ends April 5th

www.stovesnstuff.com
"We Deliver Warmth"
WOOD • GAS • ELECTRIC • PELLETS
TAMAQUA (570) 386-5656
STROUDSBURG (570) 424-2421
EMMAUS (610) 966-2271

Stoves n Stuff
Country Hearth and Home

HARMAN
BUILT TO A STANDARD, NOT A PRICE

NFI NATIONAL FIREPLACE INSTITUTE PA #026000



Simplicity Tractors
On Sale Now



Echo Spring Cleanup



Briggs & Stratton Generators In Stock

Simplicity, Toro, Lawn & Garden Equipment, Echo Power Equipment

MILLER'S
Lawnmower Service
Sales & Service

906 Centerport Road
Mohrsville, PA 19541
610.926.4265
www.millerslawnmowerservice.com

Exterior Lighting Can Add Ambiance To A Property

The value of the right lighting in a home is undeniable. Lighting can instantly transform a room and create the ambiance homeowners are looking to establish. Though it might be mostly seen as a way to create mood inside a home, lighting also can do much for lawns and gardens. Backyards have come a long

way over the last several decades. Once reserved as play areas for children and stumping grounds for the family dog, backyards have become oases for homeowners and their families. Outdoor living areas are wildly popular, and no such area is complete without exterior lighting. In fact, a report from

the National Association of Home Builders found that 85 percent of home buyers want exterior lighting, making it the second most desired outdoor feature (patios topped that list). Exterior lighting can have a dramatic effect on landscaping. When installing exterior lighting around their landscapes, home-

owners can keep various tips in mind to create a relaxing, awe-inspiring mood on their properties at night.

- Consider uplights. Uplights are installed in the ground and direct light up at a tree, focusing on its trunk or canopy. This creates a dramatic effect that makes it possible to enjoy majestic trees at night just like you might when spending time in the yard during the day.
- Focus on trees. Many homeowners already have exterior lighting lining their walkways and patios, but focusing on trees can create an entirely different look. Though it's possible to install exterior tree lighting on your own, landscaping professionals with lighting experience know which fixtures will pair most effectively with the trees around your property and how to arrange them for maximum effect.
- Opt for warm light. Warm white light creates an inviting feel around the property. The exterior



lighting experts at Utah Lights acknowledge that choice of lighting is up to homeowners but also note that, in situations with lower levels of ambient light, such as in exterior lights around a property, people typically prefer warmer light. That's because warm light tends to be easier on the eyes and directs attention to the features of the landscape, which is many homeowners' goal when installing exterior lighting in their yards.

- Utilize a timer. Modern exterior lighting timers make it easier than ever to control the lights outside a home. Many such timers even adjust for the changing seasons and the shifting hours of daylight. That means homeowners shouldn't have to tinker with the timer once it's set. Exterior lighting can add significant appeal to a property without breaking the bank.

How To Plant A Tree For Successful Growth

More sunlight and warm temperatures frequently inspire homeowners to spend more time in the great outdoors during spring and summer. Outdoor projects often top homeowners' to-do lists in spring and summer, with gardens and landscapes taking center stage. Planting more trees around the yard is one popular project that can improve property value and benefit the environment.

WHY PLANT TREES?: There are plenty of reasons to plant trees. Trees provide a natural form of shade, reducing air temperature by blocking the sun's rays. This can reduce reliance on air conditioning systems and make it more comfortable to spend time outdoors during the summer. NCSU College of Agriculture & Life Sciences says trees absorb and block noise and reduce glare. They also can trap dust, pollen and smoke. Trees also absorb carbon dioxide and potentially harmful gasses from the air. One large tree can supply a day's worth of oxygen for as many as four people, while also storing 13 pounds of carbon per year.

GETTING STARTED: Visit a locally-owned nursery and select a tree that will be hardy in your planting zone. Choosing native trees can increase the likelihood that the new tree will adapt to its surroundings. Also, inspect trees to determine if they're healthy before taking them home. Look for evidence of root girdling, which occurs when the roots circle around the perimeter of the container and surround the trunk. Trees should not have any dead or dormant branches. Try to locate the tree where it can best thrive. This means selecting a spot that can make it easier for the tree to grow tall and wide. Avoid planting near the house, where roots can crack concrete or asphalt, and always plant away from underground pipes.

PLANTING THE TREE: Now it is time to amend the soil. It's not enough to enrich only the soil in the hole where the tree will be placed. Move out into a circular area beyond where the roots

will start so that roots can expand and properly anchor the tree. The next method of success is to ensure that the tree has a large enough hole to contain the existing root ball and allow for roots to grow and expand. Better Homes and Gardens experts say to prepare a hole that is two to three times as wide as the root ball of the tree. Treat the root ball gently. If the roots are wrapped in burlap, remove the burlap or push it to the bottom of the hole. Backfill the hole with soil and check that the tree is straight. Stake the tree to help it stay upright and straight until the roots anchor it more effectively. A layer of mulch around the base of the tree can prevent weeds and reduce water loss.



Water daily for several weeks until the roots have fanned out. It's best to leave trees be for the first growing season, only removing broken or diseased limbs. Resist pruning and shaping until the tree has survived its first growing season. Learn the right way to plant a tree to improve the landscape and the environment.

OPENING APRIL 6TH

Tuesday through Friday 9am - 4pm
Saturday 8am - 5pm Sunday 9am - 5pm
Monday CLOSED

Large Shade and Flowering Trees – Grown on our Farm.

Impressive Perennial Displays – You'll find everything you need with over 300 types to choose from.

Unique Varieties – We have varieties you won't find anywhere else!

Knowledgeable and Experienced Staff - Over 50 years of combined experience.

We can answer all your plant needs.

Quality Shrubs - We select plants that have proven performance.

We stock weekly - Our displays are always fresh and new!

New and Exciting Inventory



FOLIAGE FARM
57 Christman Rd. Kutztown 19530
610-683-6585 / foliagefarmpa@gmail.com
www.FoliageFarm.com

Is A Swimming Pool In Your Future?



Custom-Built Pool Houses Storage/Entertainment Areas.

We Turn Your Vision Into Reality.

Call:
MARTIN CONSTRUCTION COMPANY
Fleetwood, PA 19522 Phone: 610-683-6120
www.martinconstructionco.com
HIC# PA 8177

Total Building Solutions for over 40 years

Spring Opening!
Saturday, March 27th

Visit us for unique nursery products, outdoor furniture, fire pits, gifts and more! Lots of new inventory will arrive throughout the season and we can't wait to share it with you! See for yourself why 'Life is Better Local' at Kospia Farms!

TER FLOWERS!
 \$4.00 EA.
 \$7.00 EA.
 TULIPS
 HYDRANGEA \$15.00 EA.
 CALLA LILY EA.

OMG I've missed you!

I'm so excited I wet my plants!

Facebook **Google** **Instagram**

2288 STATE ST - ALBURTIS - PA **KOSPIA FARMS** KOSPIAFARMS.COM - 610.682.7233

NURSERY - LANDSCAPING/HARDSCAPING - OUTDOOR FURNITURE - ARTISAN GIFTS - HOME DECOR

Swimming Pool Landscaping Ideas

Backyard pools provide a way to cool off and enjoy a taste of luxury without having to travel. Backyard pools provided even more convenience and a welcome respite in 2020, as many public pools were closed in response to social distancing restrictions put in place during the pandemic. After installing pools, many homeowners realize that touching up the landscaping around the pool can provide the finishing touch to their backyard retreats. Not all landscaping is the same, and homeowners should choose plants that look beautiful, are tolerant to pool splash-out and won't outgrow the area. The home and garden

resource The Spruce notes that a plant that is attractive at two feet tall can grow rapidly and drop leaves or other debris into the pool. When selecting options for pool landscaping, there are some considerations to keep in mind:

- Choose plants that will provide privacy.
- Know which kind of climate a plant needs prior to purchasing it. Tropical plants may be fitting poolside, but will they endure when the season is over?
- Design according to the theme of the home, as plants should complement the existing style. Modern foliage may not blend well with a home styled after a traditional English cottage.



- Decide whether you can accept spreading or trailing plants that can cascade over retaining walls and other infrastructure.
- Look at trees that won't drop too many leaves, flowers or fruit into the water.
- Think about having layers of plants to soften the landscape, which can make a small pool seem bigger and more luxurious, indicates the landscaping company Earth Development, Inc.
- Don't overlook the possibility of a lawn abutting pavers or concrete surrounding a pool, as it can soften the edges and keep spaces open and inviting.
- Incorporate herbs or fragrant plants, which can transform a pool day into a spa experience. Consider low-maintenance lavender as an option.
- Pool landscaping must marry a variety of different features and plant requirements. As a result, a professional consultation may be the route to take. Landscape architects will have the know-how to select plant varieties that will be tolerant, beautiful and fulfill homeowners' wishes. Backyard pools can make a backyard retreat that much more enjoyable. Landscaping offers the softness and beauty that adds a finishing touch to poolside retreats.

LeafFilter GUTTER PROTECTION **CLOG-FREE GUTTERS OR YOUR MONEY BACK GUARANTEED!**

15% OFF
YOUR ENTIRE LEAFFILTER PURCHASE*
Exclusive Offer - Redeem By Phone Today!

ADDITIONALLY
10% OFF SENIOR & MILITARY DISCOUNTS

PLUS!
THE FIRST 50 CALLERS WILL RECEIVE AN ADDITIONAL 5% OFF*
YOUR ENTIRE INSTALL!
*offer valid at estimate only

FINANCING THAT FITS YOUR BUDGET!
*Subject to credit approval. Call for details.

CALL US TODAY FOR A FREE ESTIMATE
1-855-924-2112
Promo Code: 285
Mon-Thurs: 8am-11pm, Fri-Sat: 8am-5pm, Sun: 2pm-8pm EST

*The leading consumer reporting agency conducted a 16 month outdoor test of gutter guards in 2010 and recognized LeafFilter as the "#1 rated professionally installed gutter guard system in America." CSLB# 1035795 DOP# 10783658-5501 License# 7656 License# 50145 License# 41354 License# 99338 License# 128344 License# 218294 License# 603 233 977 License# 2102212986 License# 2106212946 License# 2705132153A License# LEAFFNW822JZ License# WW05912 License# WC-29598-H17 Nassau HIC License# H01067000 Registration# 176447 Registration# HIC.0649905 Registration# C127229 Registration# C127230 Registration# 366920918 Registration# PC6475 Registration# IR731804 Registration# 13VH09953900 Registration# PA069383 Suffolk HIC License# 52229-H

Buy Direct and Save! PA130101

Large or Small, Little or Tall, We Build Them All!

- CUSTOM BUILT
- BUILT ON SITE
- ANIMAL SHELTER
- SHE SHEDS
- 1 & 2 STORY
- POOL HOUSES
- WOOD SIDED
- VINYL SIDED
- SINGLE SLOPE

EASTERN SHED COMPANY LLC
14588 Kutztown Road Fleetwood, PA 19522
610-683-6120 www.EBPSHEDS.com

BH HS
BERKSHIRE HATHAWAY
Home Services

David Ray
REALTOR®

Serving Berks & Schuylkill Counties

Homesale Realty
2213 Quarry Drive, Suite 201
West Lawn, PA 19609
office 610-372-3200 cell 484-955-9105
fax 610-374-8466
davidpray61@aol.com
Homesale.com

A member of the franchise system of BHH Affiliates, LLC

Shade Trees
That Can Make Yards More Comfortable

Various factors motivate the decisions homeowners make when designing their landscapes. Some may be motivated by the ways additions will affect the resale value of their homes, while others may be guided by a love for a particular type of plant. Comfort is yet another motivator, and shade trees can make yards more comfortable as the mercury rises. According to the Arbor Day Foundation, the following are some popular shade trees that can add beauty to a landscape and make it more comfortable come the dog days of summer.

- Quaking aspen: The quaking aspen has the widest natural range of any tree in North America, spanning 47 degrees of latitude, 110 degrees of longitude (nine time zones) and elevations from sea level to timberline. That impressive range is no doubt why the United States Forest Service notes that the quaking aspen can grow in greatly diverse regions, environments and communities.
- Northern catalpa: The Arbor Day Foundation notes that the northern catalpa is easily identifiable thanks to its heart-shaped leaves and twisting trunks and branches. Nature enthusiasts, and particularly those who enjoy birdwatching, may be happy to learn that the flowers of the catalpa are frequently visited by hummingbirds.
- Red sunset maple: Its name alone makes many people think of lazy summer days spent lounging in the yard. The red sunset maple provides ample shade and comes with the added benefit of producing an awe-inspiring blend of red and orange leaves come the fall. Red sunset maples can survive in a range of habitats and their adaptable roots means they can thrive in various soil types.
- Northern red oak: The state tree of New Jersey, the northern red oak is, according to the Arbor Day Foundation, both beloved for its aesthetic appeal and valued for its adaptability and usefulness. Northern red oaks can tolerate urban conditions, but they do not do well in hot climates.
- Sawtooth oak: Another tree that produces some awe-inspiring color, the sawtooth oak is a durable, adaptable shade tree. Golden yellow leaves in the spring will give way to dark green in summer, only to turn yellow and golden brown in the fall. The Tree Center Plant Supply Co. notes that the sawtooth oak can thrive in warmer climates where shade trees that can coexist with high temperatures can be hard to find. Shade trees can add beauty to a property and make a yard more comfortable. Homeowners are urged to discuss shade trees with a local lawn and garden professional prior to planting.

John J. Stetzler
Upholstering

- Car and Truck Seats
- Furniture
- Recover Boat Seats
- Day-Night Shade Repairs
- Custom Boat Covers
- Miscellaneous

2485 Shartlesville Road
 Mohrsville
610-488-7760 or 484-955-2436
 jjsupholstering.com



MARTIN EXTERIORS
 "A STEP ABOVE"

FREE ESTIMATES

DUSTIN MARTIN 484-602-3198
 SHOEMAKERSVILLE, PA
 MARTINEXTERIORSLLC@GMAIL.COM

ROOFING • SIDING • PAINTING

Carbon Monoxide Remediation

Carbon monoxide is a colorless, odorless gas that can be deadly. Because carbon monoxide is found in the fumes produced when fuel is burned, it

CO forms most readily when there is insufficient oxygen to complete combustion and produce carbon dioxide. Hot water closets, furnaces in crawl-spaces, heating appliances in attics, and other contained areas are common areas where CO can form.

The U.S. Centers for Disease Control and Prevention says that thousands of people visit emergency rooms and are hospitalized because of CO poisoning every year. While CO is a risk for just about anyone, infants, the elderly, those with breathing problems or chronic heart disease, and people with anemia are most likely to get sick from CO.

CO has earned the moniker "the silent killer" because it cannot be identified without the presence of a carbon monoxide detector. If a person believes he or she is smelling carbon



is present in and around homes. As a result, homeowners should be aware of carbon monoxide and make every effort to detect its presence.

Quality-Built
SHEDS FOR LESS

FREE DELIVERY
 Within a 20-Mile Radius
 Reasonable Fee Outside 20-Mile Radius
 Existing Sheds Moved For Additional Fee!

We personally deliver all sheds and pass the savings to you!

- 23 sizes ranging from 4'x6' to 12'x28' or custom-built to your needs
- Many styles to choose from
- Pressure treated 4x4 runners with wood siding (vinyl siding available)
- 2x4 construction
- We will custom-mix any color for your shed
- Windows are standard in all sheds
- We have models in stock for immediate delivery

Spring Is Coming! Get Your Shed Now!

Quaker Shed

Mini Barn

Also Available: Utility Trailers (all sizes)
 • Tow Dollies • Chicken Coops • Dog House • Kennels • Gazebos

Before You Buy, Check Our Everyday Low Prices!!

STORAGE CONTAINERS FOR RENT

- Delivered To Your Site
- 20 Ft. & 40 Ft. Sizes
- Low Monthly Rates

Rent To Own
 Stop In For Details.
 24/36/48 Month Plans Available.
 No Credit Check.

KUZAN'S HARDWARE AND RENTAL CENTER 610-562-7186
 1069 Pottsville Pike, Rt. 61, Shoemakersville, PA 19555
 www.kuzanshardware.com • Mon. - Fri. 7:30 AM to 7 PM; Sat. 7:30 AM to 5 PM

True Value REWARDS Financing Available
 We Accept:  **True Value. STIHL® Stihl Dealer**

monoxide, that person is probably mistaking the odor for other combustion byproducts that the human nose can sense. CO is a byproduct of vehicle exhaust, boat engines, stoves, lanterns, grills, furnaces, and fireplaces. CO is produced anytime something is burning. That is why it is essential that products designed to be used outdoors are used exclusively outside, and that indoor appliances are properly vented to the outdoors. CO can build up indoors and poison people and pets who breathe it in. Some people may not recognize that CO is problematic in a home until multiple residents start complaining of similar symptoms. Common CO poi-

soning symptoms include nausea and vomiting, dizziness, chest pain, confusion, headache, and other flu-like symptoms, advises the consumer advocacy group Carbon Monoxide Kills. Those with repeated exposure to high levels of CO may eventually develop cerebral edema, which is a swelling of the brain. CO can compress brain cells and destroy them, leading to neurological issues and death. CO poisoning is actually the result

of the head and heart not receiving sufficient oxygen. CO detectors can save lives and should be installed in all homes and apartments. The National Fire Protection Association says CO detectors "shall be centrally located outside of each separate sleeping area in the immediate vicinity of the bedrooms." Individuals should follow the manufacturer instructions regarding where on the wall or ceiling the CO detectors should be mounted. As an

added safety precaution, CO detectors should be placed on every floor of the home. Gas sensors in CO alarms have limited life spans, so they should be replaced generally every five to six years, because calibrating and testing for CO is more difficult than simply replacing the alarms. Installing or replacing carbon monoxide detectors is an easy improvement that can help save lives.

Techniques To Revitalize A Lawn After A Lawn Winter

Pristine, snow-covered landscapes can be wonders to behold. While that blanket of white is idyllic, a lawn's delicate blades may be paying a hefty price beneath the cold, heavy piles of snow.

Snow plows push salt and sand up on the grass while subterranean animals like mice and moles dig burrows beneath piles of snow as they try to find food and stay warm. Such conditions are not favorable for thriving landscapes. When the spring thaw arrives, lawns may be in dire need of some TLC. The following techniques can mitigate winter-related lawn damage.



• **CLEAR OUT DEBRIS.** Remove any scattered leaves, branches and other debris that has been strewn across the property due to storms or snow-laden trees. This will give you a clean canvas to work on.

• **DRY OUT SNOW MOLD.** The Family Handyman says snow mold is a cold-season fungus that causes gray-colored circles or patches on the lawn where there has been snow. To alleviate snow mold, rake the lawn to loosen matted grass and facilitate the drying-out process.

• **DE-THATCH THE LAWN.** Heavy snow can compress the grass and cause some of it to die off. De-thatching helps to remove dead grass blades and separate any matting. This enables water, nutrients and air to reach the lawn's roots more effectively. Thinning out old organic matter also helps encourage new growth.

• **AERATE THE SOIL.** Coupled with dethatching, aeration involves loosening the soil or poking holes to allow nutrients to move freely to the roots.

• **KILL WEEDS BEFORE THEY SPREAD.** Weeds may be the first to start growing when the weather begins to warm. Address them promptly by manually pulling them or applying an herbicide.

• **OVERSEED THE LAWN.** Chances are there are some bare spots that have formed over the winter. Overseeding can help to fill in the lawn. Make sure that frosts are largely a thing of the past and soil temperature is around 50 F to 60 F before seeding. Water daily until grass fills in.

• **APPLY NUTRIENTS.** Fertilizer and compost can restore nutrients to the lawn that may have been used up over winter. A soil test at a nearby horticultural center can tell you which nutrients are needed, according to the Chemistry Cachet, a guide to using chemistry secrets for healthy living, beauty, cleaning, and gardening. Lawns can be restored to their pre-winter glory after some sweat equity and about five to six weeks of consistent sunshine and warm weather.

Keep your GREEN In your community!

SHOP LOCAL!



NECESSITIES
NEW AND USED FURNITURE

21 South 4th St.
 Hamburg, PA
 610.562.6765

HOURS:
 Mon., Wed., Thurs., Fri. & Sat. 10-5
 Sun 11-4
 Closed Tuesday

www.secondhandrules.com

Bring this ad for a 10% discount
 (items \$25 or higher)

 Like us on Facebook

SPRING PAVING SAVINGS

Quality Paving At It's BEST!

- Asphalt Paving • Sealcoating
- Driveways • Parking Lots

We Specialize In

- Repave/Asphalt Repairs
- Extensions • Patchwork
- Hot Tar Crackfilling

• Free Estimates
 • Commercial
 • Residential

BEST PRICE PAVING by Richard
 Locally Owned & Operated
 PA120231
 610.973.9086

15% OFF ASK US HOW!
 Exp. 4/30/2021

www.bestpricepavingbyrichard.com



SKOOK HOME & Garden Show 2021

Thursday, March 18th 3:00-8:00 **Friday, March 19th 10:00-8:00** **Saturday, March 20th 10:00-8:00** **Sunday, March 21st 10:00-5:00**

• Admission is \$5.00 at the door •

Fairlane Village Mall next to Harbor Freight Tools
7211 Pottsville St. Clair Hwy, Pottsville, PA 17901

Some spaces left for vendors. Call Heather at 570.516.5603

Sponsored by American Remodeling Enterprises Inc. and Epoxy Floor Experts Inc.

B. Young
Asphalt Paving and Sealcoating
SPRING SPECIAL 10% off
Free Estimates
Kutztown
610-396-7998
484-486-0282
PA #111185 • Driveways • Parking Lots • Hot Crack Repair • Gravel
Accepting All Major Credit Cards

(MS)- An average of seven Americans die each week as a result of house fires. Most fires occur in residential buildings between the hours of 11 p.m. and 7 a.m., when occupants are most likely to be asleep. Your first line of defense is fire preparedness. Here's five things you can do to increase your chance of survival in a fire:

- Install smoke alarms on every story of your home and outside

5 Ways To Increase Home Fire Safety

sleeping areas. Be sure to test them monthly, clean them every six months and replace batteries in spring and fall. Having working fire alarms can cut your chance of dying in a fire in half!

- Have a fire escape plan for your family and practice it. A small fire can spread rapidly, you may only have minutes or seconds to escape. When going over the details of your escape plan, check windows

and doors to ensure all open easily. Know your local emergency number (911). Never stop to gather belongings or reenter a home after safely outside.

- When renovating, consider using fire-rated, noncombustible products. Your choice of insulation, for example, can be vital. Stone wool insulation, like that produced by Roxul, resists temperatures up to approximately 2,150 F. When directly exposed to fire, it will not off-gas, contribute to toxic smoke or promote flames. Fire-resistant building materials can give you extra time to escape when seconds count.
- Purchase a multi-use fire ladder for each bedroom in your home and practice using it. A fire ladder may be your only escape option if flames block critical exits.
- Place fire extinguishers on every level of your home, especially in high-risk areas like the kitchen, near fireplaces and in the garage. Use only for small, contained fires that are not spreading rapidly. Know how to operate your extinguisher before an emergency occurs using the PASS method: Pull pin, Aim low, Squeeze lever

and Sweep from side to side. The safest option is always to evacuate your home and call for help. Fire prevention measures are a serious matter in every home. Find out how to keep your home and family safe at nfa.org or improve your fire safety knowledge by visiting the Roxul website. Visit your local hardware store for all your home fire safety needs.



What is A Town?

A town is a group of people.

- It is a school.
- It is a city government.
- It is churches.
- It is industry and jobs.
- It is retail businesses.



They all have to work together. All must have the support of the people or there is no town.

Give your local merchant a chance for your business and the first opportunity to make the sale. The local retailer pays the highest percentage of local taxes. They are the ones contacted first for contributions to charitable projects. They provide jobs. Without their store you have no town.


GIVE THE LOCAL MERCHANT A FAIR SHAKE



Two Guys Plumbing
Specializing In All Types Of Plumbing, Heating, Cooling, Electrical Service
Heating & Cooling, Inc.
HIC #PA005569

- 30+ YEARS EXPERIENCE
- WATER CONDITIONING
- LICENSED AND INSURED
- REMODELING/NEW CONSTRUCTION
- FREE ESTIMATES
- WELL PUMP SERVICE & INSTALLATION

61 PRICETOWN ROAD • FLEETWOOD, PA 19522
610.683.5465 Fax: 610.683.3296
Email: twoguys61@yahoo.com



HOUCK HOMES Inc.

Rt. 61, 1365 Pottsville Pike, Shoemakersville, PA 19555

www.houckhomesinc.com

SPECIALIZING IN CUSTOMIZED MODULAR & MANUFACTURED HOMES

- Prices Posted in Each Home
- No High Pressure Sales
- Contracted Improvements & Financing Available

HARLEY SAYS:
We Are "HOG" Wild About Our Customers



BEAUTIFULLY FURNISHED & DECORATED HOMES ON DISPLAY

SERVICE AFTER THE SALE IS OUR COMMITMENT

Family Owned & Operated For 60 Years

CALL FOR MORE INFORMATION 610-562-5128
"Why Buy Elsewhere, Pay More & Get Less? It's Worth Your Time to Check Us Out!"

Need A Roof?

QUARRY RIDGE ROOFING SUPPLY

405 Quarry Road,
Kutztown, PA

Monday thru Friday 7 a.m. to 5 p.m.
Email: quarryridge@verizon.net

610.683.5312 (Phone)
610.683.3207 (Fax)

- Metal Roofing & Siding
- Metal Trim Bending Up To 21'
- Standard and Specialty Trim

Featuring Everlast Roofing's New OMNI panel...manufactured for

- Superior strength
- Attractive design
- Long lasting durability
- Weathertight sidelaps
- Limited Lifetime Warranty



7 Things To Consider When Buying A Shed

Backyard sheds can be useful assets. Sheds can create storage space in the garage, basement or other areas of the house that have become gathering spots for gear typically used outdoors. Sheds are ideal for housing mowers, tools and even pool-care equipment. But they can be put to other uses as well, such as being key spots to engage in hobbies or even as a child's clubhouse.

Various factors should be considered before building or buying a shed. A storage shed can be a significant investment. Once placed, sheds may remain in their dedicated spots for years to come. That means careful thought should go into the planning process.

1. Check your local building codes first. Before you order your shed, be sure to know the ins and outs of shed codes. The codes may impact the shed's placement, construction, the materials used, size, and numerous other factors. It's much easier to amend plans beforehand than to face the hassle and expense after learning you did things incorrectly.

2. Choose placement wisely. Spend several days assessing the yard and thinking about the uses for the shed. If you plan to store pool floats and chemicals inside of the shed, it should be located close enough to the pool to be convenient. Look at the lay of the land. If there is a soggy patch of land that can turn swampy under the shed's foundation, that is a poor location choice. If you need access to electricity, placing it far away from the house could necessitate running expensive wiring.

3. Consider the design. Just because a shed is for storage doesn't mean aesthetics should be overlooked. Choose a shed style that complements your home. You may also want to match certain architectural features, like arched doorways or dormers. Design also may relate to practicality. For instance, storing a riding mower inside may necessitate dual doors that open widely.

4. Invest in quality materials from your local hardware store. Spending a little more and using quality materials can ensure it lasts long enough to be cost-effective. The right materials will be resistant to splitting, cracking, decay, and insect damage.

5. Prepare the site well. A proper foundation for the shed is almost as important as the shed itself. You cannot just drop the shed on the lawn and leave it, as the shed can sink or structural issues may arise if it is placed on a weak base.

6. Blend into the environment. Surround the shed with shrubs or plants so that it blends into the yard and complements the space.

7. Deck out the interior. Use every storage tool at your disposal to maximize floor, wall and even rafter space for storage. Plan where items will be kept and customize the storage options around those locations. Sheds can be an asset and improve storage capability in the backyard.

BUSINESS OWNERS

Are You Ready For Spring?


Be Sure To Stock Up!

- Stock Forms
- Business Cards
- Invoices
- Delivery Receipts
- Brochures
- Pens & Pencils
- Letterheads
- Tablets
- Envelopes
- Trade Show Giveaways
- Contracts
- And Much More

Contact:



6 North Third Street
P.O. Box 465
Hamburg, PA 19526-0465
610.562.2267 or 1.800.562.5521
FAX: 610.562.2770
E-mail: ryan@windsorpress.com



KEYSTONE LANDSCAPE SUPPLY

80 Willow Street
Kutztown PA 19530
610-223-5622

4 Industrial Drive
Hamburg PA 19526
610-562-8662

Hours:
M-F 8-4:30 | Sat. 8-2

Extended Spring Hours:
Starting April 1

Topsoil | Mulch | Decorative Stones
Pavers | Sand | and more!

We carry all of your landscaping and hardscaping supplies!



LIBERTY

Wealth Management

Gary Mayo, CFP®

Certified Financial Planner

3570 Hamilton Blvd., Suite 301,
Allentown, PA 18103
610-398-7333 • 800-451-9687
Fax: 610-398-7408
E-mail: gmayo@lwmgmt.com

www.lwmgmt.com

You are welcome to call for a complimentary consultation

Investment and Advisory Services offered through Liberty Asset Management, LLC.
Securities offered through APW Capital, Inc., Member FINRA/SIPC.
100 Enterprise Drive, Suite 504, Rockaway, NJ 07866
800.637.3211

At your service for all of your advertising and printing needs!

PRINTING & ADVERTISING SERVICES AVAILABLE

General Products

- Business Cards
- Brochures
- Letterheads
- Envelopes
- Newsletters
- Tags & Time Cards
- Postcards
- Tablets & Order Pads
- Salesbooks
- Menus
- Posters
- Tickets
- Gift Certificates
- Calendars

Specialty Items

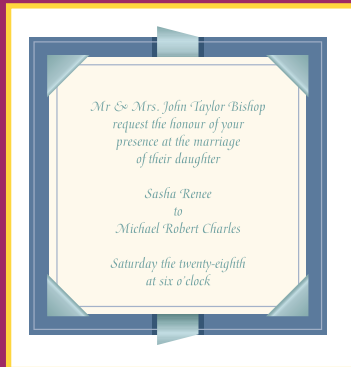
- Wedding/ Anniversary Invitations
- Graduation Announcements
- Cards & Announcements
- Custom Ring Binders
- Presentation Folders
- Custom Post-Its™
- Membership Cards
- Holiday & Christmas Cards

Ad Specialties

- Coffee Mugs
- Calendars
- Hats & T-Shirts
- Pens & Pencils
- Trade Show Giveaways

Ad Services

- Artist Services
- Logo Design & Illustration
- Advertising Campaigns
- Advertising Agency



Books

- Employee Books
- Annual Reports
- Manuals
- Ad Books
- Program Books
- Cookbooks

Capabilities

- 4-Color Process (Web & Offset)
- Laser Thermography
- Collating
- Stapling
- Drilling
- Folding
- Perforating
- Numbering
- Laminating
- Copy Services

Business Forms

- Invoices
- Delivery Receipts
- Continuous Forms
- Mailers
- Statements

Envelopes

- Booklet Envelopes
- Check Envelopes
- Business Reply/Return
- Commercial Envelopes
- Security Envelopes

Labels & Stickers

- Food & Product Labels
- Individual/Pinfeed/Fanfolded/Sheets
- Laser Labels
- Decals & Bumper Stickers
- Shipping Labels



6 North Third Street, P.O. Box 465
 Hamburg, PA 19526-0465
 610.562.2267 or 1.800.562.5521
 FAX: 610.562.2770
www.windsorpress.com